

# Drawing Portraits

in Pen and Ink

**A One Day Workshop**

The Loft Gallery

313 Mill St, Occoquan



Historic District,

VA 22125

**Saturday, May 17,**

**10am-3pm**





### What you will learn, step by step:

How to compose your portrait within a 9 x 12 format.

How to use a grid system to show size and proportion correctly to achieve an accurate likeness.

How to create tone and texture with line and crosshatching.

### Contact info and pricing.

For beginners to advanced. **The workshop will be limited to 10 adults (18 yrs or older), so first come first served.**

Non-refundable fee: \$90 per person.

Make checks out to

Bob Biedrzycki

11990 Market Street Unit 416

Reston Va 20190

**Questions:** bbski@comcast.net

**Website:** bbskidraws.com

### Materials You Will Need

**9 x 12 Bristol pad**

(Dick Blick or Michaels)

**HB Graphite Pencils**

**Kneaded Eraser**

**Gel Pens** Can be ordered online from JetPens.com

**Uni-ball Signo UM 151 Black**

**in 4 sizes: .28**

**.38**

**.05**

**UM 151 Broad Nib**

**or fine line markers of similar thicknesses**

**Ruler**

**Table top easel**

**or small drawing board.**

The instructor will provide a pre-gridded photo for you to use for your portrait.

### Workshop Outline

**10:00** Introduction

**10:20** Demo and step-by-step instructions for penciling in eyes, nose, mouth, outline of face, hair etc.

**12:00** Break for lunch (students are welcome to bring lunch and drinks)


**12:30 .05 gel pen**  
Begin inking over pencil lines. Erase all pencil lines with the kneaded eraser

**.38 gel pen**  
Start filling in the first round of detail

**Broad nib pen**  
Used to drop in heavier blacks to determine tone of line, crosshatching to show shadow, form, etc.

**Switch between .05, .38 and .28** to show detail, fill in shadows, lighter areas, etc.

**3:00** Finished portrait.



**Instructor Bob Biedrzycki** has been a Creative Director in Boston, Miami, New York and Atlanta. A designer for most of his career, he now focuses on his first love, drawing. His work is primarily focused on the face and human figure, (although he has drawn the occasional dog). His black and white portraits combine a traditional, (grid), approach along with an unique style all his own.